











RM_Ustroń - A







Pozycja	Kat. / Poz.	[Nr] Nazwisko, Imię	Team	Laps	Czas	Strata	Średnia
1	A/1	 [149] BRACHACZEK, Amadeusz	VESTIS - ROKOSZ TEAM	(1)0:15:26.46_13:21:26.46, (2)0:15:02.79_13:36:29.25, (3)0:15:36.37_13:52:05.62, (4)0:15:54.97_14:08:00.59, (5)0:15:53.54_14:23:54.13,	1:41:35.72	+0:00:00.00	32.48 Km/h
2	A/2	 [252] BRAULIŃSKI, Michał	POWER OF SCIENCE TRAINING CENTRE	(1)0:15:22.89_13:21:22.89, (2)0:16:21.14_13:37:44.03, (3)0:16:30.54_13:54:14.57, (4)0:17:03.74_14:11:18.31, (5)0:17:48.63_14:29:06.94,	1:47:50.77	+0:06:15.05	30.6 Km/h
3	A/3	 [138] CHYLIŃSKI, Jakub		(1)0:15:28.15_13:21:28.15, (2)0:16:17.10_13:37:45.25, (3)0:16:30.42_13:54:15.67, (4)0:17:02.63_14:11:18.30, (5)0:17:48.47_14:29:06.77,	1:48:23.58	+0:06:47.86	30.44 Km/h
4	A/4	 [249] JEŻEWSKI, Piotr	JAFI SPORT BIKE TEAM	(1)0:15:25.91_13:21:25.91, (2)0:16:19.39_13:37:45.30, (3)0:16:29.50_13:54:14.80, (4)0:17:01.97_14:11:16.77, (5)0:17:48.63_14:29:05.40,	1:48:55.44	+0:07:19.72	30.29 Km/h
5	A/5	 [197] KAŁUŻA, Robert		(1)0:15:29.94_13:21:29.94, (2)0:16:15.93_13:37:45.87, (3)0:16:31.40_13:54:17.27, (4)0:17:03.10_14:11:20.37, (5)0:17:47.77_14:29:08.14,	1:49:12.17	+0:07:36.45	30.25 Km/h
6	A/6	 [198] PĚGRÍM, Filip	TJ TŽ TRINEC	(1)0:15:22.03_13:21:22.03, (2)0:16:22.81_13:37:44.84, (3)0:16:31.04_13:54:15.88, (4)0:17:02.03_14:11:17.91, (5)0:17:46.22_14:29:04.13,	1:49:31.68	+0:07:55.96	30.13 Km/h

7	A/7	 [154] KUKLA, Piotr	JAS-KÓŁKA	(1)0:15:39.78_13:21:39.78, (2)0:16:52.36_13:38:32.14, (3)0:17:37.23_13:56:09.37, (4)0:17:49.67_14:13:59.04, (5)0:18:02.68_14:32:01.72,	1:52:49.70	+0:11:13.98	29.28 Km/h
8	A/8	 [209] MAMOT, Filip	SII CYCLING TEAM	(1)0:15:39.57_13:21:39.57, (2)0:17:42.83_13:39:22.40, (3)0:18:05.44_13:57:27.84, (4)0:18:20.40_14:15:48.24, (5)0:18:40.65_14:34:28.89,	1:55:55.68	+0:14:19.96	28.46 Km/h
9	A/9	 [694] ORZEŁ, Dominik	BIKE-SYSTEM RACING TEAM	(1)0:15:50.65_13:21:50.65, (2)0:17:37.24_13:39:27.89, (3)0:17:56.53_13:57:24.42, (4)0:18:32.77_14:15:57.19, (5)0:19:58.40_14:35:55.59,	2:09:18.49	+0:27:42.77	25.55 Km/h
10	A/10	 [155] IMIELA, Kamil		(1)0:16:51.51_13:22:51.51, (2)0:19:24.09_13:42:15.60, (3)0:20:25.24_14:02:40.84, (4)0:21:01.48_14:23:42.32, (5)0:21:00.80_14:44:43.12,	2:11:26.27	+0:29:50.55	25.14 Km/h
11	A/11	 [265] SAMEK, Adrian	POWER OF SCIENCE TRAINING CENTRE	(1)0:15:43.10_13:21:43.10, (2)0:18:39.40_13:40:22.50, (3)0:18:35.73_13:58:58.23, (4)0:19:32.48_14:18:30.71, (5)0:20:31.89_14:39:02.60,	2:13:30.08	+0:31:54.36	24.76 Km/h
12	A/12	 [127] ROCH, Michał	RGK RACING TEAM	(1)0:16:29.06_13:22:29.06, (2)0:19:43.06_13:42:12.12, (3)0:20:17.59_14:02:29.71, (4)0:24:18.55_14:26:48.26, (5)0:28:16.10_14:55:04.36,	2:42:13.34	+1:00:37.62	20.39 Km/h
	A	 [137] SEKUŁA, Adrian	RGK RACING TEAM	(1)0:17:12.92_13:23:12.92, (2)0:20:13.51_13:43:26.43, (3)0:22:58.73_14:06:25.16, (4)0:29:55.26_14:36:20.42,	DNF		

RM_Ustroń - B

Pozycja	Kat. / Poz.	[Nr] Nazwisko, Imie	Team	Laps	Czas	Strata	Średnia
---------	-------------	---------------------	------	------	------	--------	---------


1	B/1	 [289] KORZENIOWSKI, Marcin	AGROCHEST TEAM	(1)0:15:23.42_13:21:23.42, (2)0:16:22.65_13:37:46.07, (3)0:16:04.27_13:53:50.34, (4)0:16:14.84_14:10:05.18, (5)0:16:32.65_14:26:37.83,	1:45:20.85	+0:00:00.00	31.32 Km/h
2	B/2	 [471] ŻYWOT, Rafał	VESTIS - ROKOSZ TEAM	(1)0:15:30.64_13:21:30.64, (2)0:16:16.61_13:37:47.25, (3)0:16:30.51_13:54:17.76, (4)0:17:01.65_14:11:19.41, (5)0:17:49.51_14:29:08.92,	1:47:17.45	+0:01:56.60	30.75 Km/h
3	B/3	 [456] URBANEK, Patrycjusz	JAS-KÓŁKA	(1)0:15:30.59_13:21:30.59, (2)0:16:17.61_13:37:48.20, (3)0:16:28.56_13:54:16.76, (4)0:17:02.30_14:11:19.06, (5)0:17:48.79_14:29:07.85,	1:48:20.83	+0:02:59.98	30.46 Km/h
4	B/4	 [482] DZIĘCIOŁ, Piotr		(1)0:15:29.26_13:21:29.26, (2)0:16:15.68_13:37:44.94, (3)0:16:30.88_13:54:15.82, (4)0:17:01.92_14:11:17.74, (5)0:17:48.91_14:29:06.65,	1:49:55.99	+0:04:35.14	30.03 Km/h
5	B/5	 [408] BARAN, Tomasz	BODYICOACH CYCLING TEAM	(1)0:15:30.98_13:21:30.98, (2)0:16:15.60_13:37:46.58, (3)0:16:30.47_13:54:17.05, (4)0:17:01.26_14:11:18.31, (5)0:17:47.41_14:29:05.72,	1:50:19.37	+0:04:58.52	29.97 Km/h
6	B/6	 [283] SIKORA, Bartosz	LECH-POL 4X4 TEAM	(1)0:15:27.04_13:21:27.04, (2)0:16:24.50_13:37:51.54, (3)0:17:33.62_13:55:25.16, (4)0:18:34.52_14:13:59.68, (5)0:17:55.92_14:31:55.60,	1:52:44.24	+0:07:23.39	29.27 Km/h
7	B/7	 [407] KUBACZKA, Grzegorz	AG-ARCHITEKCI.PL	(1)0:15:25.75_13:21:25.75, (2)0:16:18.52_13:37:44.27, (3)0:16:30.61_13:54:14.88, (4)0:17:01.11_14:11:15.99, (5)0:17:48.97_14:29:04.96,	1:53:06.54	+0:07:45.69	29.17 Km/h
8	B/8	 [300] SOBOL, Łukasz		(1)0:15:25.84_13:21:25.84, (2)0:16:25.63_13:37:51.47, (3)0:17:26.29_13:55:17.76,	1:54:05.04	+0:08:44.19	28.92 Km/h


					(4)0:17:55.44_14:13:13.20, (5)0:17:56.80_14:31:10.00,			
9	B/9	 [415] SZWED, Emil	DAR-BUD TEAM		(1)0:15:34.27_13:21:34.27, (2)0:17:48.53_13:39:22.80, (3)0:18:01.93_13:57:24.73, (4)0:18:20.49_14:15:45.22, (5)0:18:42.20_14:34:27.42,	1:56:22.80	+0:11:01.95	28.38 Km/h
10	B/10	 [288] KONWERSKI, Jędrzej			(1)0:15:38.43_13:21:38.43, (2)0:17:42.80_13:39:21.23, (3)0:18:02.33_13:57:23.56, (4)0:18:23.23_14:15:46.79, (5)0:18:40.17_14:34:26.96,	1:56:53.74	+0:11:32.89	28.28 Km/h
11	B/11	 [547] TURSKI, Michał	BIKE ATELIER TEAM		(1)0:15:38.74_13:21:38.74, (2)0:17:43.86_13:39:22.60, (3)0:17:59.36_13:57:21.96, (4)0:18:06.99_14:15:28.95, (5)0:18:05.54_14:33:34.49,	1:57:25.98	+0:12:05.13	28.14 Km/h
12	B/12	 [421] MICHALSKI, Marcin			(1)0:15:49.71_13:21:49.71, (2)0:17:37.32_13:39:27.03, (3)0:17:59.04_13:57:26.07, (4)0:18:23.90_14:15:49.97, (5)0:18:40.88_14:34:30.85,	1:57:30.82	+0:12:09.97	28.16 Km/h
13	B/13	 [282] HAJDA, Kamil	SII CYCLING TEAM		(1)0:15:35.62_13:21:35.62, (2)0:17:48.66_13:39:24.28, (3)0:18:02.99_13:57:27.27, (4)0:18:21.71_14:15:48.98, (5)0:18:38.89_14:34:27.87,	1:58:00.19	+0:12:39.34	27.98 Km/h
14	B/14	 [481] STUCHLIK, Wojciech			(1)0:15:30.33_13:21:30.33, (2)0:17:50.30_13:39:20.63, (3)0:18:02.53_13:57:23.16, (4)0:18:23.44_14:15:46.60, (5)0:18:42.97_14:34:29.57,	1:59:34.18	+0:14:13.33	27.6 Km/h
15	B/15	 [419] WRÓBEL, Marcin	JAS-KÓŁKA		(1)0:15:55.00_13:21:55.00, (2)0:17:30.78_13:39:25.78, (3)0:18:06.96_13:57:32.74, (4)0:19:21.12_14:16:53.86, (5)0:19:13.00_14:36:06.86,	2:00:05.94	+0:14:45.09	27.48 Km/h
16	B/16	 [413] KRUPA, Grzegorz	BIKEHOLICY TINES		(1)0:15:46.59_13:21:46.59,	2:00:31.25	+0:15:10.40	27.42 Km/h








					(2)0:18:34.56_13:40:21.15, (3)0:18:39.00_13:59:00.15, (4)0:18:54.94_14:17:55.09, (5)0:19:15.02_14:37:10.11,			
17	B/17	 [444] FIRLA, Łukasz	FIRLA NAPIERA		(1)0:15:55.35_13:21:55.35, (2)0:17:30.94_13:39:26.29, (3)0:17:59.46_13:57:25.75, (4)0:18:23.71_14:15:49.46, (5)0:19:23.49_14:35:12.95,	2:00:58.16	+0:15:37.31	27.3 Km/h
18	B/18	 [523] SZKUTEK, Dawid	GATTA BIKE-RS		(1)0:15:51.03_13:21:51.03, (2)0:18:32.50_13:40:23.53, (3)0:18:34.63_13:58:58.16, (4)0:18:56.22_14:17:54.38, (5)0:19:14.29_14:37:08.67,	2:03:32.25	+0:18:11.40	26.77 Km/h
19	B/19	 [463] DEVICE, Unknown			(1)0:16:23.06_13:22:23.06, (2)0:18:34.60_13:40:57.66, (3)0:19:03.40_14:00:01.06, (4)0:19:17.11_14:19:18.17, (5)0:20:02.05_14:39:20.22,	2:03:59.90	+0:18:39.05	26.67 Km/h
20	B/20	 [552] MAZUREK, Patryk	BIKE ATELIER TEAM		(1)0:16:03.86_13:22:03.86, (2)0:20:38.77_13:42:42.63, (3)0:19:45.64_14:02:28.27, (4)0:19:41.52_14:22:09.79, (5)0:20:08.06_14:42:17.85,	2:09:43.09	+0:24:22.24	25.47 Km/h
21	B/21	 [433] CHOLEWA, Jarosław			(1)0:16:32.80_13:22:32.80, (2)0:20:08.87_13:42:41.67, (3)0:20:58.91_14:03:40.58, (4)0:20:33.08_14:24:13.66, (5)0:20:49.11_14:45:02.77,	2:14:18.78	+0:28:57.93	24.62 Km/h
22	B/22	 [529] NIKIEL, Patrycjusz			(1)0:16:28.80_13:22:28.80, (2)0:19:40.34_13:42:09.14, (3)0:20:17.31_14:02:26.45, (4)0:21:19.68_14:23:46.13, (5)0:21:15.96_14:45:02.09,	2:15:22.27	+0:30:01.42	24.41 Km/h







RM_Ustroń - C

Pozycja	Kat. / Poz.	[Nr] Nazwisko, Imie	Team	Laps	Czas	Strata	Średnia
---------	-------------	---------------------	------	------	------	--------	---------


1	C/1	 [604] BARTOSZEK, Damian	AGROCHEST TEAM	(1)0:15:21.30_13:21:21.30, (2)0:15:07.41_13:36:28.71, (3)0:15:36.48_13:52:05.19, (4)0:15:54.86_14:08:00.05, (5)0:15:53.56_14:23:53.61,	1:40:22.71	+0:00:00.00	32.87 Km/h
2	C/2	 [587] WROŻYNA, Rafał	JAFI SPORT BIKE TEAM	(1)0:15:24.20_13:21:24.20, (2)0:16:20.20_13:37:44.40, (3)0:16:11.82_13:53:56.22, (4)0:17:20.74_14:11:16.96, (5)0:17:48.77_14:29:05.73,	1:48:29.77	+0:08:07.06	30.41 Km/h
3	C/3	 [615] CHUDÝ, Jan	VESTIS - ROKOSZ TEAM	(1)0:15:29.69_13:21:29.69, (2)0:16:17.10_13:37:46.79, (3)0:16:30.90_13:54:17.69, (4)0:17:00.35_14:11:18.04, (5)0:17:50.59_14:29:08.63,	1:50:42.14	+0:10:19.43	29.81 Km/h
4	C/4	 [726] LATOSZEK, Marcin	CMT WULKAN CCC	(1)0:15:24.71_13:21:24.71, (2)0:17:07.44_13:38:32.15, (3)0:17:15.33_13:55:47.48, (4)0:17:31.07_14:13:18.55, (5)0:17:31.56_14:30:50.11,	1:51:48.11	+0:11:25.40	29.55 Km/h
5	C/5	 [742] KONIECZNY, Robert	LIBRA CYCLING TEAM	(1)0:15:26.32_13:21:26.32, (2)0:16:23.63_13:37:49.95, (3)0:17:16.38_13:55:06.33, (4)0:17:53.16_14:12:59.49, (5)0:17:51.16_14:30:50.65,	1:51:48.27	+0:11:25.56	29.51 Km/h
6	C/6	 [655] SÓLNICA, Mirosław	BIKE-RS	(1)0:15:28.35_13:21:28.35, (2)0:17:06.35_13:38:34.70, (3)0:17:33.71_13:56:08.41, (4)0:17:50.11_14:13:58.52, (5)0:17:57.84_14:31:56.36,	1:52:43.19	+0:12:20.48	29.3 Km/h
7	C/7	 [672] BADURA, Roman	ROWEROWY BYTOM-ROWEREK	(1)0:15:27.99_13:21:27.99, (2)0:17:05.13_13:38:33.12, (3)0:17:35.06_13:56:08.18, (4)0:17:49.76_14:13:57.94, (5)0:17:56.00_14:31:53.94,	1:53:15.60	+0:12:52.89	29.18 Km/h
8	C/8	 [652] OSTROWSKI, Dariusz	EBICOM PM BIKE RACING TEAM	(1)0:15:31.55_13:21:31.55, (2)0:17:25.50_13:38:57.05, (3)0:18:02.57_13:56:59.62,	1:55:56.64	+0:15:33.93	28.5 Km/h

						(4)0:18:27.60_14:15:27.22, (5)0:18:06.61_14:33:33.83,			
9	C/9	 [566] MAĆKOWSKI, Marcin	JAFI SPORT BIKE TEAM			(1)0:15:34.83_13:21:34.83, (2)0:17:46.88_13:39:21.71, (3)0:18:02.52_13:57:24.23, (4)0:18:21.35_14:15:45.58, (5)0:18:40.61_14:34:26.19,	1:57:55.75	+0:17:33.04	27.98 Km/h
10	C/10	 [580] PELKA, Dariusz	JAFI SPORT BIKE TEAM			(1)0:15:28.96_13:21:28.96, (2)0:17:31.77_13:39:00.73, (3)0:18:21.63_13:57:22.36, (4)0:18:22.13_14:15:44.49, (5)0:18:42.32_14:34:26.81,	1:58:38.60	+0:18:15.89	27.81 Km/h
11	C/11	 [737] CHMIELEWSKI, Bartosz	TWOMARK SPORT BIELSKO-BIAŁA TEAM			(1)0:15:45.71_13:21:45.71, (2)0:18:10.47_13:39:56.18, (3)0:19:02.63_13:58:58.81, (4)0:18:54.22_14:17:53.03, (5)0:19:14.41_14:37:07.44,	2:01:10.20	+0:20:47.49	27.23 Km/h
12	C/12	 [705] BEDNARCZYK, Mateusz	DIVERSEY TEAM			(1)0:15:37.99_13:21:37.99, (2)0:18:42.95_13:40:20.94, (3)0:18:36.40_13:58:57.34, (4)0:18:58.37_14:17:55.71, (5)0:19:12.70_14:37:08.41,	2:01:11.06	+0:20:48.35	27.25 Km/h
13	C/13	 [712] KOWOL, Marcin	JAS-KÓŁKA			(1)0:16:28.63_13:22:28.63, (2)0:18:31.05_13:40:59.68, (3)0:18:58.60_13:59:58.28, (4)0:19:19.86_14:19:18.14, (5)0:20:01.43_14:39:19.57,	2:01:50.66	+0:21:27.95	27.16 Km/h
14	C/14	 [682] WALCZYŃSKI, Sebastian	JACACOACH			(1)0:15:54.91_13:21:54.91, (2)0:18:27.14_13:40:22.05, (3)0:18:37.09_13:58:59.14, (4)0:18:55.01_14:17:54.15, (5)0:19:15.02_14:37:09.17,	2:03:39.51	+0:23:16.80	26.75 Km/h
15	C/15	 [696] JACHNA, Sylwester				(1)0:16:27.51_13:22:27.51, (2)0:18:31.52_13:40:59.03, (3)0:19:00.45_13:59:59.48, (4)0:19:17.53_14:19:17.01, (5)0:20:04.86_14:39:21.87,	2:04:01.06	+0:23:38.35	26.61 Km/h
16	C/16	 [577] ADAMCZYK, Marek	KOLMARKA			(1)0:16:26.05_13:22:26.05,	2:04:28.65	+0:24:05.94	26.59 Km/h




					(2)0:18:34.56_13:41:00.61, (3)0:18:59.31_13:59:59.92, (4)0:19:17.21_14:19:17.13, (5)0:20:06.01_14:39:23.14,			
17	C/17	 [638] KAUF, Damian			(1)0:16:17.45_13:22:17.45, (2)0:18:39.03_13:40:56.48, (3)0:18:42.52_13:59:39.00, (4)0:19:29.24_14:19:08.24, (5)0:20:16.21_14:39:24.45,	2:05:30.20	+0:25:07.49	26.36 Km/h
18	C/18	 [659] PUZON, Dariusz	JAS-KÓŁKA		(1)0:15:51.13_13:21:51.13, (2)0:18:31.07_13:40:22.20, (3)0:19:28.73_13:59:50.93, (4)0:19:28.31_14:19:19.24, (5)0:20:05.20_14:39:24.44,	2:07:41.06	+0:27:18.35	25.87 Km/h
19	C/19	 [642] CIEŚLA, Krzysztof	ROWEROWY BYTOM-ROWEREK		(1)0:15:46.71_13:21:46.71, (2)0:18:36.71_13:40:23.42, (3)0:18:36.48_13:58:59.90, (4)0:19:37.21_14:18:37.11, (5)0:20:45.44_14:39:22.55,	2:09:11.25	+0:28:48.54	25.58 Km/h
20	C/20	 [670] CHLEBEK, Wojtek	RAJBIT TEAM POWER OF SCIENCE		(1)0:16:53.26_13:22:53.26, (2)0:19:16.08_13:42:09.34, (3)0:20:17.86_14:02:27.20, (4)0:20:05.78_14:22:32.98, (5)0:20:26.31_14:42:59.29,	2:10:08.19	+0:29:45.48	25.4 Km/h
21	C/21	 [632] MIĘKINIA, Wojciech	LECH-POL 4X4 TEAM		(1)0:17:13.33_13:23:13.33, (2)0:19:27.63_13:42:40.96, (3)0:19:46.43_14:02:27.39, (4)0:20:07.25_14:22:34.64, (5)0:20:24.76_14:42:59.40,	2:11:16.70	+0:30:53.99	25.14 Km/h
22	C/22	 [722] CZYŻ, Łukasz			(1)0:16:50.80_13:22:50.80, (2)0:19:17.35_13:42:08.15, (3)0:19:44.48_14:01:52.63, (4)0:19:43.42_14:21:36.05, (5)0:20:41.60_14:42:17.65,	2:11:53.73	+0:31:31.02	25.05 Km/h
23	C/23	 [595] MŁYNEK, Andrzej	JAS-KÓŁKA		(1)0:17:12.59_13:23:12.59, (2)0:19:28.66_13:42:41.25, (3)0:20:41.60_14:03:22.85,	2:15:19.27	+0:34:56.56	24.42 Km/h

					(4)0:20:49.21_14:24:12.06, (5)0:20:48.98_14:45:01.04,			
24	C/24	 [627] PIÓRKOWSKI, Tomasz	TROWELMASTER RACING TEAM		(1)0:17:19.41_13:23:19.41, (2)0:20:04.07_13:43:23.48, (3)0:21:08.48_14:04:31.96, (4)0:21:42.53_14:26:14.49, (5)0:22:04.34_14:48:18.83,	2:18:59.80	+0:38:37.09	23.8 Km/h
25	C/25	 [724] BOCHENEK, Jacek	PROSERVICE RACING TEAM		(1)0:17:24.29_13:23:24.29, (2)0:20:56.86_13:44:21.15, (3)0:21:58.57_14:06:19.72, (4)0:22:28.49_14:28:48.21, (5)0:23:25.18_14:52:13.39,	2:27:49.58	+0:47:26.87	22.37 Km/h
26	C/26	 [699] FABISIAK, Michał	KOLMARKA		(1)0:18:11.73_13:24:11.73, (2)0:22:14.65_13:46:26.38, (3)0:22:59.41_14:09:25.79, (4)0:22:59.16_14:32:24.95, (5)0:24:20.88_14:56:45.83,	2:31:34.41	+0:51:11.70	21.83 Km/h
27	C/27	 [644] GLAJCAR, Tomasz			(1)0:18:13.64_13:24:13.64, (2)0:21:09.76_13:45:23.40, (3)0:22:54.76_14:08:18.16, (4)0:23:40.36_14:31:58.52, (5)0:24:53.33_14:56:51.85,	2:33:51.64	+0:53:28.93	21.51 Km/h
	C	 [572] MYMA, Dariusz			(1)0:18:14.46_13:24:14.46, (2)0:21:06.59_13:45:21.05, (3)0:18:47.32_14:04:08.37,	DNF		
	C	 [657] TRYJANOWSKI, Łukasz				DNF		
	C	 [709] TYMCZYSZYN, Artur			(1)0:15:56.37_13:21:56.37, (2)0:19:05.66_13:41:02.03, (3)0:33:47.97_14:14:50.00,	DNF		






RM_Ustroń - D

Pozycja	Kat. / Poz.	[Nr] Nazwisko, Imię	Team	Laps	Czas	Strata	Średnia
1	D/1	 [807] WRONA, Piotr	ROAD MARATON TEAM	(1)0:15:55.00_13:21:55.00, (2)0:17:29.08_13:39:24.08, (3)0:18:02.78_13:57:26.86, (4)0:18:21.62_14:15:48.48, (5)0:18:41.82_14:34:30.30,	1:56:34.01	+0:00:00.00	28.31 Km/h

2	D/2	 [840] ROSA, Jerzy	BIKE ATELIER TEAM	(1)0:15:37.42_13:21:37.42, (2)0:17:45.92_13:39:23.34, (3)0:18:01.66_13:57:25.00, (4)0:18:21.94_14:15:46.94, (5)0:18:41.26_14:34:28.20,	1:57:20.62	+0:00:46.61	28.12 Km/h
3	D/3	 [824] SZARY, Jacek	UKKS IMIELIN TEAM	(1)0:15:37.92_13:21:37.92, (2)0:17:48.87_13:39:26.79, (3)0:19:32.55_13:58:59.34, (4)0:18:53.99_14:17:53.33, (5)0:19:16.35_14:37:09.68,	2:02:24.04	+0:05:50.03	26.96 Km/h
4	D/4	 [846] HERMAN, Jarosław	BIKE ATELIER TEAM	(1)0:15:54.48_13:21:54.48, (2)0:19:04.20_13:40:58.68, (3)0:18:59.06_13:59:57.74, (4)0:19:18.26_14:19:16.00, (5)0:19:42.57_14:38:58.57,	2:05:22.38	+0:08:48.37	26.36 Km/h
5	D/5	 [809] FAL, Zbigniew	VESTIS - ROKOSZ TEAM	(1)0:16:26.10_13:22:26.10, (2)0:18:32.27_13:40:58.37, (3)0:19:00.53_13:59:58.90, (4)0:19:16.43_14:19:15.33, (5)0:20:08.06_14:39:23.39,	2:07:44.68	+0:11:10.67	25.83 Km/h
6	D/6	 [901] BARTOLEWSKI, Wojciech		(1)0:15:54.56_13:21:54.56, (2)0:20:16.38_13:42:10.94, (3)0:19:42.94_14:01:53.88, (4)0:19:41.62_14:21:35.50, (5)0:20:40.25_14:42:15.75,	2:08:53.59	+0:12:19.58	25.62 Km/h
7	D/7	 [817] SIEDLAK, Janusz		(1)0:16:31.16_13:22:31.16, (2)0:18:31.08_13:41:02.24, (3)0:18:58.11_14:00:00.35, (4)0:19:19.69_14:19:20.04, (5)0:21:19.71_14:40:39.75,	2:10:57.36	+0:14:23.35	25.25 Km/h
8	D/8	 [838] ŻYSZKOWSKI, Emil		(1)0:17:23.30_13:23:23.30, (2)0:19:55.45_13:43:18.75, (3)0:20:20.07_14:03:38.82, (4)0:20:35.54_14:24:14.36, (5)0:20:46.76_14:45:01.12,	2:12:06.38	+0:15:32.37	25.05 Km/h
9	D/9	 [802] PIĄTEK, Andrzej	SZMYD COACHING TEAM	(1)0:18:18.25_13:24:18.25, (2)0:20:44.02_13:45:02.27, (3)0:21:11.13_14:06:13.40,	2:22:59.00	+0:26:24.99	23.14 Km/h





					(4)0:21:36.93_14:27:50.33, (5)0:22:35.33_14:50:25.66,			
10	D/10	 [849] WIELGUS, Maciej	3DVSN		(1)0:18:13.11_13:24:13.11, (2)0:20:40.45_13:44:53.56, (3)0:22:16.59_14:07:10.15, (4)0:23:25.78_14:30:35.93, (5)0:23:42.90_14:54:18.83,	2:25:47.97	+0:29:13.96	22.68 Km/h
11	D/11	 [828] WŁODARCZYK, Marek			(1)0:20:12.20_13:26:12.20, (2)0:28:04.37_13:54:16.57, (3)0:29:44.30_14:24:00.87, (4)0:30:36.96_14:54:37.83,	3:14:00.00	+1:17:25.99	17.04 Km/h
	D	 [291] PIĄTEK, Jacek	TANIEODZYWKI CYCLING TEAM		(1)0:15:47.70_13:21:47.70, (2)0:18:09.17_13:39:56.87,	DNF		

RM_Ustroń - E





Pozycja	Kat. / Poz.	[Nr] Nazwisko, Imie	Team	Laps	Czas	Strata	Średnia
1	E/1	 [982] SZWARC, Wacław	72D ROWMIX JAVA TEAM	(1)0:15:35.86_13:21:35.86, (2)0:17:45.24_13:39:21.10, (3)0:18:03.05_13:57:24.15, (4)0:18:04.37_14:15:28.52,	1:38:00.29	+0:00:00.00	33.67 Km/h
2	E/2	 [962] KRAMARCZYK, Bogusław	ROGELLI TEAM	(1)0:16:24.08_13:22:24.08, (2)0:18:33.98_13:40:58.06, (3)0:19:00.14_13:59:58.20, (4)0:19:17.78_14:19:15.98,	1:42:45.43	+0:04:45.14	32.13 Km/h
3	E/3	 [983] PÓŁCHŁOPEK, Marek	ROAD MARATON TEAM	(1)0:16:26.16_13:22:26.16, (2)0:18:29.82_13:40:55.98, (3)0:19:02.28_13:59:58.26, (4)0:19:18.89_14:19:17.15,	1:44:35.04	+0:06:34.75	31.55 Km/h
4	E/4	 [985] PROCHOŃ, Zdzisław	ROGELLI TEAM	(1)0:16:27.78_13:22:27.78, (2)0:18:33.74_13:41:01.52, (3)0:18:55.81_13:59:57.33, (4)0:18:32.60_14:18:29.93,	1:45:10.77	+0:07:10.48	31.39 Km/h
5	E/5	 [970] DROBISZ, Zdzisław		(1)0:16:30.22_13:22:30.22, (2)0:18:33.29_13:41:03.51, (3)0:19:00.83_14:00:04.34, (4)0:20:48.83_14:20:53.17,	1:47:52.82	+0:09:52.53	30.63 Km/h

6	E/6	 [996] BUŁKA, Józef	ROAD MARATON TEAM	(1)0:18:18.17_13:24:18.17, (2)0:20:43.92_13:45:02.09, (3)0:22:09.25_14:07:11.34, (4)0:22:23.02_14:29:34.36,	1:59:47.81	+0:21:47.52	27.58 Km/h
7	E/7	 [998] CEGLAREK, Jan	SZMYD COACHING TEAM	(1)0:18:15.17_13:24:15.17, (2)0:20:45.55_13:45:00.72, (3)0:22:09.97_14:07:10.69, (4)0:22:24.12_14:29:34.81,	1:59:47.87	+0:21:47.58	27.58 Km/h
8	E/8	 [990] BYCZKOWSKI, Wacław	ROAD MARATON TEAM	(1)0:18:02.25_13:24:02.25, (2)0:34:25.75_13:58:28.00, (3)0:23:25.12_14:21:53.12, (4)0:23:17.84_14:45:10.96,	2:20:31.42	+0:42:31.13	23.5 Km/h
9	E/9	 [993] CZAJKA, Janusz	PSK OLIMPIONIK PRZEMYŚL	(1)0:20:22.74_13:26:22.74, (2)0:24:25.70_13:50:48.44, (3)0:25:02.73_14:15:51.17, (4)0:26:32.92_14:42:24.09,	2:22:33.20	+0:44:32.91	23.19 Km/h
10	E/10	 [965] GERMAN, Adam		(1)0:20:27.17_13:26:27.17, (2)0:25:28.08_13:51:55.25, (3)0:26:07.23_14:18:02.48, (4)0:26:31.27_14:44:33.75,	2:26:28.87	+0:48:28.58	22.58 Km/h





RM_Ustroń - K1



Pozycja	Kat. / Poz.	[Nr] Nazwisko, Imie	Team	Laps	Czas	Strata	Średnia
1	K1/1	 [13] TOMICA, Anna	TRI BABE MIP POWERED BY EWOSOFT TREK	(1)0:17:10.66_13:23:10.66, (2)0:19:10.15_13:42:20.81, (3)0:19:34.11_14:01:54.92, (4)0:20:39.04_14:22:33.96,	1:47:59.59	+0:00:00.00	30.62 Km/h
2	K1/2	 [2] ZAJĄC, Anna		(1)0:16:53.18_13:22:53.18, (2)0:19:24.21_13:42:17.39, (3)0:20:25.37_14:02:42.76, (4)0:21:04.56_14:23:47.32,	1:52:46.21	+0:04:46.62	29.32 Km/h
3	K1/3	 [12] SOJKA, Kamila	SZMYD COACHING TEAM	(1)0:17:15.26_13:23:15.26, (2)0:20:04.09_13:43:19.35, (3)0:20:20.38_14:03:39.73, (4)0:21:23.21_14:25:02.94, (5)0:23:01.46_14:48:04.40,	2:19:25.07	+0:31:25.48	23.7 Km/h
	K1	 [1] ŁĄKAS, Sylwia	ROAD MARATON TEAM	(1)0:17:22.75_13:23:22.75,	DNF		

RM_Ustroń - K2



Pozycja	Kat. / Poz.	[Nr] Nazwisko, Imie	Team	Laps	Czas	Strata	Średnia
1	K2/1	 [45] TŁOŁKA, Angelika	JAS-KÓŁKA	(1)0:15:52.58_13:21:52.58, (2)0:17:33.41_13:39:25.99, (3)0:18:06.34_13:57:32.33, (4)0:19:21.10_14:16:53.43,	1:41:38.14	+0:00:00.00	32.46 Km/h
2	K2/2	 [48] ORZYSZEK, Roksana		(1)0:17:59.89_13:23:59.89, (2)0:21:04.76_13:45:04.65, (3)0:21:36.31_14:06:40.96, (4)0:22:16.34_14:28:57.30,	1:56:13.70	+0:14:35.56	28.46 Km/h
3	K2/3	 [36] ZIMNICKA, Małgorzata	HUZAR BIKE ACADEMY	(1)0:17:39.85_13:23:39.85, (2)0:21:25.37_13:45:05.22, (3)0:22:37.91_14:07:43.13, (4)0:23:05.41_14:30:48.54,	1:58:13.83	+0:16:35.69	27.97 Km/h
	K2	 [30] GÓRECKA, Ania			DNS		

RM_Ustroń - K3




Pozycja	Kat. / Poz.	[Nr] Nazwisko, Imie	Team	Laps	Czas	Strata	Średnia
1	K3/1	 [63] MIĘKINIA, Agata	LECH-POL 4X4 TEAM	(1)0:17:14.58_13:23:14.58, (2)0:19:27.94_13:42:42.52, (3)0:19:46.61_14:02:29.13, (4)0:20:10.49_14:22:39.62,	1:49:03.01	+0:00:00.00	30.26 Km/h
2	K3/2	 [68] SIKORA, Ewa	LECH-POL 4X4 TEAM	(1)0:17:24.23_13:23:24.23, (2)0:20:01.40_13:43:25.63, (3)0:21:25.24_14:04:50.87, (4)0:21:57.43_14:26:48.30,	1:56:20.28	+0:07:17.27	28.36 Km/h
3	K3/3	 [60] KERTH, Agnieszka	BIKE ATELIER TEAM	(1)0:18:12.53_13:24:12.53, (2)0:20:37.44_13:44:49.97, (3)0:21:30.64_14:06:20.61, (4)0:21:24.73_14:27:45.34,	2:00:21.62	+0:11:18.61	27.46 Km/h
4	K3/4	 [53] SYRYJCZYK, Marta	GÓRNY ŚLĄSK SILESIA TEAM	(1)0:18:11.68_13:24:11.68, (2)0:22:20.04_13:46:31.72, (3)0:23:30.18_14:10:01.90, (4)0:23:44.53_14:33:46.43,	2:08:25.35	+0:19:22.34	25.76 Km/h


5	K3/5	 [55] SUCHA, Małgorzata	PM BIKE RACING TEAM	(1)0:18:17.69_13:24:17.69, (2)0:22:59.80_13:47:17.49, (3)0:23:57.09_14:11:14.58, (4)0:24:03.60_14:35:18.18,	2:10:16.81	+0:21:13.80	25.37 Km/h
6	K3/6	 [56] HANKE, Dominika	KOLMARKA	(1)0:18:10.62_13:24:10.62, (2)0:24:03.91_13:48:14.53, (3)0:22:24.47_14:10:39.00, (4)0:22:47.62_14:33:26.62, (5)0:23:34.27_14:57:00.89,	2:29:07.55	+0:40:04.54	22.18 Km/h

RM_Ustroń - K4

Pozycja	Kat. / Poz.	[Nr] Nazwisko, Imie	Team	Laps	Czas	Strata	Średnia
1	K4/1	 [71] WRONA, Anna	ROAD MARATON TEAM	(1)0:25:17.33_13:31:17.33, (2)0:33:16.01_14:04:33.34,	1:52:18.68	+0:00:00.00	29.5 Km/h
2	K4/2	 [72] OCIEPKA, Barbara		(1)0:20:11.15_13:26:11.15, (2)0:24:33.93_13:50:45.08, (3)0:25:04.19_14:15:49.27, (4)0:26:33.28_14:42:22.55,	2:22:30.63	+0:30:11.95	23.2 Km/h

RM_Ustroń - M

Pozycja	Kat. / Poz.	[Nr] Nazwisko, Imie	Team	Laps	Czas	Strata	Średnia
1	M/1	 [113] TROSZOK, Bartosz		(1)0:15:23.99_13:21:23.99, (2)0:16:19.66_13:37:43.65, (3)0:16:32.06_13:54:15.71, (4)0:17:00.91_14:11:16.62, (5)0:17:50.44_14:29:07.06,	1:48:17.59	+0:00:00.00	30.49 Km/h
2	M/2	 [115] WITEK, Michał	DAR-BUD TEAM	(1)0:15:49.66_13:21:49.66, (2)0:17:36.75_13:39:26.41, (3)0:17:59.10_13:57:25.51, (4)0:18:22.40_14:15:47.91, (5)0:18:42.29_14:34:30.20,	1:56:26.01	+0:08:08.42	28.36 Km/h
3	M/3	 [103] PELKA, Jakub	JAFI SPORT BIKE TEAM	(1)0:15:35.19_13:21:35.19, (2)0:17:44.98_13:39:20.17, (3)0:18:05.15_13:57:25.32,	2:03:00.78	+0:14:43.19	26.83 Km/h

4	M/4	 [77] HUDOBA, Marcin	JAS-KÓŁKA	(4)0:19:29.23_14:16:54.55, (5)0:20:15.67_14:37:10.22, (1)0:15:34.58_13:21:34.58, (2)0:16:58.96_13:38:33.54, (3)0:18:35.51_13:57:09.05, (4)0:18:40.41_14:15:49.46, (5)0:20:26.49_14:36:15.95,	2:14:06.27	+0:25:48.68	24.67 Km/h
5	M/5	 [116] HUBCZAK, Michał	WÓZKI WIDŁOWE ARTECH	(1)0:17:25.31_13:23:25.31, (2)0:20:31.57_13:43:56.88, (3)0:21:56.28_14:05:53.16, (4)0:22:18.16_14:28:11.32, (5)0:23:23.63_14:51:34.95,	2:27:13.53	+0:38:55.94	22.45 Km/h

wyniki@pomiaryczasu.pl

POMIARY
CZASU.pl