







Kategoria - K3

Poz.	Kat./Poz.	[Nr]Nazwisko, imię	Klub	PK	Czas	Strata
1	K3/1	 [108] FURCIŃSKA, Magdalena	PARKRUN KĘDZIERZYN-KOŹLE	(1) 0:29:29.61 / 9:29:34.61 (2) 0:26:51.77 / 9:56:26.38 (3) 0:26:37.53 / 10:23:03.91 (4) 0:26:23.05 / 10:49:26.96 (5) 0:26:29.68 / 11:15:56.64 (6) 0:27:57.95 / 11:43:54.59 (7) 0:31:11.74 / 12:15:06.33 (8) 0:32:09.56 / 12:47:15.89	3:51:40.24	+0:00:00.00
2	K3/2	 [113] ŻEGLEŃ, Agnieszka	PARKRUN KĘDZIERZYN-KOŹLE	(1) 0:33:33.60 / 9:33:38.60 (2) 0:28:54.72 / 10:02:33.32 (3) 0:28:46.89 / 10:31:20.21 (4) 0:28:39.49 / 10:59:59.70 (5) 0:28:41.30 / 11:28:41.00 (6) 0:29:23.46 / 11:58:04.46 (7) 0:30:33.79 / 12:28:38.25 (8) 0:30:48.82 / 12:59:27.07	4:03:37.57	+0:11:57.33
3	K3/3	 [109] MACHNIK, Natalia	PARKRUN KĘDZIERZYN-KOŹLE	(1) 0:37:02.41 / 9:37:07.41 (2) 0:32:25.66 / 10:09:33.07 (3) 0:31:56.63 / 10:41:29.70 (4) 0:32:08.57 / 11:13:38.27 (5) 0:30:23.08 / 11:44:01.35 (6) 0:30:37.33 / 12:14:38.68 (7) 0:30:27.18 / 12:45:05.86 (8) 0:29:27.44 / 13:14:33.30	4:18:56.58	+0:27:16.34
4	K3/4	 [112] TARGOSZ, Paulina	PARKRUN KĘDZIERZYN-KOŹLE	(1) 0:37:35.09 / 9:37:40.09 (2) 0:32:27.30 / 10:10:07.39 (3) 0:33:58.31 / 10:44:05.70 (4) 0:32:17.87 / 11:16:23.57 (5) 0:33:48.33 / 11:50:11.90 (6) 0:35:26.08 / 12:25:37.98 (7) 0:40:24.06 / 13:06:02.04 (8) 0:36:48.65 / 13:42:50.69	4:47:16.58	+0:55:36.34
	K3/	 [111] NOGALA, Aleksandra			DNS	


Kategoria - K4

Poz.	Kat./Poz.	[Nr]Nazwisko, imię	Klub	PK	Czas	Strata
1	K4/1	 [115] KUSZ, Monika	PARKRUN KĘDZIERZYN-KOŹLE	(1) 0:37:36.26 / 9:37:41.26 (2) 0:32:32.10 / 10:10:13.36 (3) 0:32:23.68 / 10:42:37.04 (4) 0:32:37.00 / 11:15:14.04 (5) 0:32:57.36 / 11:48:11.40 (6) 0:33:40.66 / 12:21:52.06 (7) 0:34:12.77 / 12:56:04.83 (8) 0:34:38.76 / 13:30:43.59	4:35:05.87	+0:00:00.00
2	K4/2	 [116] PISZCZEK, Bożena	MULTIFIT	(1) 0:37:36.42 / 9:37:41.42 (2) 0:32:32.51 / 10:10:13.93 (3) 0:32:22.86 / 10:42:36.79 (4) 0:32:37.18 / 11:15:13.97 (5) 0:32:57.10 / 11:48:11.07 (6) 0:33:41.01 / 12:21:52.08 (7) 0:34:12.91 / 12:56:04.99 (8) 0:34:39.07 / 13:30:44.06	4:35:08.67	+0:00:02.80
	K4/	 [114] GODLEWSKA, Ewa	WOŁÓW BIEGA	(1) 0:25:25.22 / 9:25:30.22 (2) 0:23:48.01 / 9:49:18.23 (3) 0:24:16.99 / 10:13:35.22 (4) 0:26:07.18 / 10:39:42.40	DNF	

Kategoria - K5


Poz.	Kat./Poz.	[Nr]Nazwisko, imię	Klub	PK	Czas	Strata
	K5/	 [118] GROCHOWSKA, Joanna	BIEGAM DOBRZE DLA FUNDACJI SYNAPSIS		DNS	

Kategoria - M2

Poz.	Kat./Poz.	[Nr]Nazwisko, imię	Klub	PK	Czas	Strata
1	M2/1	 [1] BARAN, Bartłomiej		(1) 0:24:38.23 / 9:24:43.23 (2) 0:22:04.87 / 9:46:48.10 (3) 0:22:16.66 / 10:09:04.76 (4) 0:22:42.44 / 10:31:47.20 (5) 0:22:54.98 / 10:54:42.18 (6) 0:24:57.97 / 11:19:40.15	3:18:19.94	+0:00:00.00

						(7) 0:26:20.56 / 11:46:00.71 (8) 0:28:15.36 / 12:14:16.07		
2	M2/2	 [5]	WOŹNIAK, Marcin	TRIMP		(1) 0:23:40.04 / 9:23:45.04 (2) 0:21:47.64 / 9:45:32.68 (3) 0:21:35.41 / 10:07:08.09 (4) 0:22:10.66 / 10:29:18.75 (5) 0:24:20.37 / 10:53:39.12 (6) 0:25:39.94 / 11:19:19.06 (7) 0:34:22.63 / 11:53:41.69 (8) 0:30:01.19 / 12:23:42.88	3:27:54.16	+0:09:34.22
3	M2/3	 [4]	MADER, Maksymilian			(1) 0:29:52.02 / 9:29:57.02 (2) 0:27:51.89 / 9:57:48.91 (3) 0:30:00.40 / 10:27:49.31 (4) 0:31:12.04 / 10:59:01.35 (5) 0:33:54.41 / 11:32:55.76 (6) 0:36:28.81 / 12:09:24.57 (7) 0:40:06.17 / 12:49:30.74 (8) 0:35:44.89 / 13:25:15.63	4:29:51.59	+1:11:31.65
4	M2/4	 [2]	GRZEBIENI, Paweł			(1) 0:33:42.97 / 9:33:47.97 (2) 0:31:48.71 / 10:05:36.68 (3) 0:32:35.38 / 10:38:12.06 (4) 0:33:43.26 / 11:11:55.32 (5) 0:34:52.58 / 11:46:47.90 (6) 0:37:54.46 / 12:24:42.36 (7) 0:36:55.80 / 13:01:38.16 (8) 0:37:54.20 / 13:39:32.36	4:44:18.18	+1:25:58.24
	M2/	 [3]	KUBAT, Dariusz				DNS	

Kategoria - M3

Poz.	Kat./Poz.	[Nr]Nazwisko, imię	Klub	PK	Czas	Strata		
1	M3/1	 [19]	KARPIŃSKI, Jakub	CZARNECKI RUN TEAM		(1) 0:21:45.04 / 9:21:50.04 (2) 0:19:33.18 / 9:41:23.22 (3) 0:19:41.28 / 10:01:04.50 (4) 0:19:37.10 / 10:20:41.60 (5) 0:19:37.17 / 10:40:18.77 (6) 0:19:44.49 / 11:00:03.26 (7) 0:19:44.87 / 11:19:48.13 (8) 0:19:40.15 / 11:39:28.28	2:43:20.29	+0:00:00.00

2	M3/2	 [6] BEDNAREK, Grzegorz	KS GEPARD KĘPNO	(1) 0:21:36.71 / 9:21:41.71 (2) 0:19:39.68 / 9:41:21.39 (3) 0:19:41.86 / 10:01:03.25 (4) 0:19:38.02 / 10:20:41.27 (5) 0:19:37.48 / 10:40:18.75 (6) 0:19:45.31 / 11:00:04.06 (7) 0:19:44.58 / 11:19:48.64 (8) 0:19:46.38 / 11:39:35.02	2:43:28.96	+0:00:08.67
3	M3/3	 [10] DUDZIC, Patryk	CZARNECKI RUN TEAM	(1) 0:22:01.30 / 9:22:06.30 (2) 0:20:26.27 / 9:42:32.57 (3) 0:20:21.49 / 10:02:54.06 (4) 0:20:45.86 / 10:23:39.92 (5) 0:21:14.08 / 10:44:54.00 (6) 0:21:56.25 / 11:06:50.25 (7) 0:22:22.86 / 11:29:13.11 (8) 0:22:32.64 / 11:51:45.75	2:55:51.50	+0:12:31.21
4	M3/4	 [33] RUSZAŁA, Paweł	PGE ELEKTROWNIA OPOLE	(1) 0:21:37.18 / 9:21:42.18 (2) 0:19:49.66 / 9:41:31.84 (3) 0:20:59.61 / 10:02:31.45 (4) 0:21:07.52 / 10:23:38.97 (5) 0:21:21.05 / 10:45:00.02 (6) 0:22:03.42 / 11:07:03.44 (7) 0:23:07.25 / 11:30:10.69 (8) 0:22:48.23 / 11:52:58.92	2:57:01.22	+0:13:40.93
5	M3/5	 [32] REJMAN, Krzysztof		(1) 0:23:14.20 / 9:23:19.20 (2) 0:21:02.74 / 9:44:21.94 (3) 0:20:38.35 / 10:05:00.29 (4) 0:20:54.59 / 10:25:54.88 (5) 0:20:56.64 / 10:46:51.52 (6) 0:21:18.95 / 11:08:10.47 (7) 0:22:15.23 / 11:30:25.70 (8) 0:23:02.87 / 11:53:28.57	2:57:28.19	+0:14:07.90
6	M3/6	 [9] BUZE, Łukasz		(1) 0:23:27.77 / 9:23:32.77 (2) 0:21:23.47 / 9:44:56.24 (3) 0:21:26.19 / 10:06:22.43 (4) 0:21:33.32 / 10:27:55.75 (5) 0:21:42.75 / 10:49:38.50 (6) 0:21:36.08 / 11:11:14.58 (7) 0:21:16.22 / 11:32:30.80 (8) 0:21:20.34 / 11:53:51.14	2:57:48.87	+0:14:28.58


7	M3/7	 [37] SZYWALSKI, Alan	TRIATHLETIC TEAM	(1) 0:23:20.94 / 9:23:25.94 (2) 0:21:19.54 / 9:44:45.48 (3) 0:21:10.91 / 10:05:56.39 (4) 0:21:09.92 / 10:27:06.31 (5) 0:21:11.72 / 10:48:18.03 (6) 0:21:29.97 / 11:09:48.00 (7) 0:22:07.10 / 11:31:55.10 (8) 0:22:56.18 / 11:54:51.28	2:58:56.83	+0:15:36.54
8	M3/8	 [38] ŻUKIEWICZ, Maciej		(1) 0:23:36.05 / 9:23:41.05 (2) 0:21:40.92 / 9:45:21.97 (3) 0:22:10.51 / 10:07:32.48 (4) 0:22:15.25 / 10:29:47.73 (5) 0:22:19.69 / 10:52:07.42 (6) 0:22:39.80 / 11:14:47.22 (7) 0:23:06.15 / 11:37:53.37 (8) 0:24:58.30 / 12:02:51.67	3:07:14.85	+0:23:54.56
9	M3/9	 [28] NOWAK, Paweł		(1) 0:24:49.66 / 9:24:54.66 (2) 0:21:52.18 / 9:46:46.84 (3) 0:21:58.39 / 10:08:45.23 (4) 0:22:10.75 / 10:30:55.98 (5) 0:22:16.80 / 10:53:12.78 (6) 0:23:01.30 / 11:16:14.08 (7) 0:23:50.46 / 11:40:04.54 (8) 0:24:44.81 / 12:04:49.35	3:08:53.68	+0:25:33.39
10	M3/10	 [8] BORUŃ, Zbigniew		(1) 0:25:46.34 / 9:25:51.34 (2) 0:22:54.89 / 9:48:46.23 (3) 0:23:03.94 / 10:11:50.17 (4) 0:23:22.51 / 10:35:12.68 (5) 0:23:40.74 / 10:58:53.42 (6) 0:23:38.39 / 11:22:31.81 (7) 0:24:11.00 / 11:46:42.81 (8) 0:23:59.01 / 12:10:41.82	3:14:40.39	+0:31:20.10
11	M3/11	 [26] MAKSIM, Arkadiusz	PARKRUN KĘDZIERZYN-KOŹLE	(1) 0:26:41.35 / 9:26:46.35 (2) 0:24:03.44 / 9:50:49.79 (3) 0:24:11.17 / 10:15:00.96 (4) 0:24:03.67 / 10:39:04.63 (5) 0:23:44.05 / 11:02:48.68 (6) 0:23:45.46 / 11:26:34.14 (7) 0:24:12.19 / 11:50:46.33 (8) 0:25:05.09 / 12:15:51.42	3:20:02.02	+0:36:41.73






12	M3/12	 [27] MENDYKA, Łukasz		(1) 0:25:43.98 / 9:25:48.98 (2) 0:23:53.38 / 9:49:42.36 (3) 0:24:10.04 / 10:13:52.40 (4) 0:24:33.56 / 10:38:25.96 (5) 0:25:23.11 / 11:03:49.07 (6) 0:25:21.50 / 11:29:10.57 (7) 0:26:00.73 / 11:55:11.30 (8) 0:25:20.96 / 12:20:32.26	3:24:41.59	+0:41:21.30
13	M3/13	 [16] JAROSZUK, Adrian		(1) 0:28:38.66 / 9:28:43.66 (2) 0:25:01.20 / 9:53:44.86 (3) 0:25:23.28 / 10:19:08.14 (4) 0:25:32.74 / 10:44:40.88 (5) 0:25:12.94 / 11:09:53.82 (6) 0:25:03.89 / 11:34:57.71 (7) 0:25:24.97 / 12:00:22.68 (8) 0:25:45.96 / 12:26:08.64	3:30:21.50	+0:47:01.21
14	M3/14	 [7] BIL, Sebastian		(1) 0:30:29.60 / 9:30:34.60 (2) 0:26:46.97 / 9:57:21.57 (3) 0:25:52.03 / 10:23:13.60 (4) 0:26:04.34 / 10:49:17.94 (5) 0:25:49.02 / 11:15:06.96 (6) 0:25:40.63 / 11:40:47.59 (7) 0:25:34.07 / 12:06:21.66 (8) 0:25:17.82 / 12:31:39.48	3:35:45.25	+0:52:24.96
15	M3/15	 [13] HAŃCZA, Krzysztof	PARKRUN KĘDZIERZYN-KOŹLE	(1) 0:26:41.46 / 9:26:46.46 (2) 0:24:04.32 / 9:50:50.78 (3) 0:24:29.60 / 10:15:20.38 (4) 0:25:31.44 / 10:40:51.82 (5) 0:26:26.33 / 11:07:18.15 (6) 0:28:09.14 / 11:35:27.29 (7) 0:29:32.66 / 12:04:59.95 (8) 0:28:51.94 / 12:33:51.89	3:38:11.17	+0:54:50.88
16	M3/16	 [30] PATEREK, Marek	MULTIFIT	(1) 0:30:29.52 / 9:30:34.52 (2) 0:26:33.80 / 9:57:08.32 (3) 0:26:04.28 / 10:23:12.60 (4) 0:26:14.35 / 10:49:26.95 (5) 0:26:28.84 / 11:15:55.79 (6) 0:26:38.05 / 11:42:33.84 (7) 0:26:54.24 / 12:09:28.08 (8) 0:26:02.22 / 12:35:30.30	3:39:28.85	+0:56:08.56



17	M3/17	 [21] KOCHON, Łukasz	PARKRUN KĘDZIERZYN-KOŹLE	(1) 0:27:50.72 / 9:27:55.72 (2) 0:25:14.55 / 9:53:10.27 (3) 0:25:19.63 / 10:18:29.90 (4) 0:25:12.27 / 10:43:42.17 (5) 0:28:00.29 / 11:11:42.46 (6) 0:25:50.49 / 11:37:32.95 (7) 0:30:09.90 / 12:07:42.85 (8) 0:31:09.94 / 12:38:52.79	3:43:23.31	+1:00:03.02
18	M3/18	 [14] HARNUS, Damian		(1) 0:30:12.98 / 9:30:17.98 (2) 0:26:47.12 / 9:57:05.10 (3) 0:27:41.80 / 10:24:46.90 (4) 0:27:18.55 / 10:52:05.45 (5) 0:27:38.41 / 11:19:43.86 (6) 0:28:43.56 / 11:48:27.42 (7) 0:30:52.95 / 12:19:20.37 (8) 0:30:40.90 / 12:50:01.27	3:54:24.14	+1:11:03.85
19	M3/19	 [22] KOJ, Andrzej	PARKRUN KĘDZIERZYN-KOŹLE	(1) 0:32:47.68 / 9:32:52.68 (2) 0:30:03.98 / 10:02:56.66 (3) 0:30:01.70 / 10:32:58.36 (4) 0:29:26.85 / 11:02:25.21 (5) 0:28:32.66 / 11:30:57.87 (6) 0:30:01.57 / 12:00:59.44 (7) 0:31:46.60 / 12:32:46.04 (8) 0:32:18.12 / 13:05:04.16	4:09:13.44	+1:25:53.15
20	M3/20	 [35] SUSLIK, Dawid	SĄSIEDZITEAM	(1) 0:30:06.73 / 9:30:11.73 (2) 0:26:29.58 / 9:56:41.31 (3) 0:26:31.13 / 10:23:12.44 (4) 0:28:08.41 / 10:51:20.85 (5) 0:30:20.24 / 11:21:41.09 (6) 0:35:37.45 / 11:57:18.54 (7) 0:48:48.75 / 12:46:07.29 (8) 0:33:00.56 / 13:19:07.85	4:23:29.96	+1:40:09.67
21	M3/21	 [24] KRASNY, Szymon	PARKRUN KĘDZIERZYN-KOŹLE	(1) 0:36:31.04 / 9:36:36.04 (2) 0:32:34.50 / 10:09:10.54 (3) 0:32:01.14 / 10:41:11.68 (4) 0:32:20.26 / 11:13:31.94 (5) 0:31:27.01 / 11:44:58.95 (6) 0:32:37.18 / 12:17:36.13 (7) 0:31:52.65 / 12:49:28.78 (8) 0:31:33.15 / 13:21:01.93	4:25:23.94	+1:42:03.65

22	M3/22	 [18] JOŃCA, Sebastian	MULTIFIT	(1) 0:37:35.27 / 9:37:40.27 (2) 0:32:26.75 / 10:10:07.02 (3) 0:32:14.25 / 10:42:21.27 (4) 0:31:28.83 / 11:13:50.10 (5) 0:32:40.69 / 11:46:30.79 (6) 0:32:01.17 / 12:18:31.96 (7) 0:34:46.77 / 12:53:18.73 (8) 0:34:04.55 / 13:27:23.28	4:31:30.90	+1:48:10.61
23	M3/23	 [11] DZIWIŃSKI, Grzegorz	NAPALONE DZIKI	(1) 0:36:49.14 / 9:36:54.14 (2) 0:32:33.09 / 10:09:27.23 (3) 0:31:56.79 / 10:41:24.02 (4) 0:32:23.72 / 11:13:47.74 (5) 0:33:02.33 / 11:46:50.07 (6) 0:33:12.48 / 12:20:02.55 (7) 0:34:03.88 / 12:54:06.43 (8) 0:33:17.25 / 13:27:23.68	4:31:44.44	+1:48:24.15
	M3/	 [36] SZEJA, Szymon	PARKRUN KĘDZIERZYN-KOŹLE	(1) 0:28:25.88 / 9:28:30.88 (2) 0:25:00.69 / 9:53:31.57 (3) 0:25:05.62 / 10:18:37.19	DNF	
	M3/	 [29] OLEKSÓW, Mateusz		(1) 0:33:53.49 / 9:33:58.49 (2) 0:30:20.91 / 10:04:19.40 (3) 0:33:47.68 / 10:38:07.08 (4) 0:33:31.25 / 11:11:38.33 (5) 0:35:09.06 / 11:46:47.39 (6) 0:45:43.23 / 12:32:30.62	DNF	
	M3/	 [12] FURMAN, Dawid	DLA ELIZKI & MILENKI		DNS	
	M3/	 [15] IGNACY, Denis			DNS	
	M3/	 [17] JESIOŁOWSKI, Michał	AZS AWF KRAKÓW MASTERS		DNS	
	M3/	 [20] KĘDZIERA, Krzysztof	NAPALONE DZIKI		DNS	
	M3/	 [25] KRZESAJ, Mariusz	MULTIFIT		DNS	
	M3/	 [31] POŚPIECH, Paweł	W POGONI ZA DUCHEM		DNS	
	M3/	 [34] STAŃCZYK, Przemek	ANTONTEAM		DNS	





Kategoria - M4

Poz.	Kat./Poz.	[Nr]Nazwisko, imię	Klub	PK	Czas	Strata
1	M4/1	 [119] WITZLACK-MAKAREVICH, Kai	SC DHFK LEIPZIG TRIATHLON	(1) 0:21:39.60 / 9:21:44.60 (2) 0:41:05.96 / 10:02:50.56 (3) 0:20:57.57 / 10:23:48.13 (4) 0:21:26.46 / 10:45:14.59	2:51:39.51	+0:00:00.00

					(5) 0:20:21.92 / 11:05:36.51 (6) 0:21:24.84 / 11:27:01.35 (7) 0:20:40.85 / 11:47:42.20		
2	M4/2	 [56]	MACHOWSKI, Bartłomiej	MACHONEY TEAM	(1) 0:21:56.88 / 9:22:01.88 (2) 0:20:07.08 / 9:42:08.96 (3) 0:20:16.64 / 10:02:25.60 (4) 0:20:29.04 / 10:22:54.64 (5) 0:20:38.62 / 10:43:33.26 (6) 0:20:56.07 / 11:04:29.33 (7) 0:21:53.96 / 11:26:23.29 (8) 0:23:32.20 / 11:49:55.49	2:54:05.89	+0:02:26.38
3	M4/3	 [61]	NOWAK, Patryk		(1) 0:24:08.92 / 9:24:13.92 (2) 0:21:48.99 / 9:46:02.91 (3) 0:21:45.31 / 10:07:48.22 (4) 0:21:57.19 / 10:29:45.41 (5) 0:22:09.56 / 10:51:54.97 (6) 0:22:44.75 / 11:14:39.72 (7) 0:23:14.52 / 11:37:54.24 (8) 0:23:28.80 / 12:01:23.04	3:05:24.45	+0:13:44.94
4	M4/4	 [58]	MAICHER, Aleksander		(1) 0:27:15.19 / 9:27:20.19 (2) 0:24:06.97 / 9:51:27.16 (3) 0:23:45.92 / 10:15:13.08 (4) 0:23:32.09 / 10:38:45.17 (5) 0:23:22.58 / 11:02:07.75 (6) 0:23:20.04 / 11:25:27.79 (7) 0:23:58.90 / 11:49:26.69 (8) 0:25:06.30 / 12:14:32.99	3:18:36.67	+0:26:57.16
5	M4/5	 [65]	PAŁUBSKI, Janusz	KLUB BIEGACZA GOGOLIN	(1) 0:27:18.03 / 9:27:23.03 (2) 0:23:17.09 / 9:50:40.12 (3) 0:23:35.01 / 10:14:15.13 (4) 0:23:39.31 / 10:37:54.44 (5) 0:24:23.91 / 11:02:18.35 (6) 0:24:15.84 / 11:26:34.19 (7) 0:24:15.34 / 11:50:49.53 (8) 0:25:32.23 / 12:16:21.76	3:20:34.01	+0:28:54.50
6	M4/6	 [77]	WIERCIOCH, Tomasz	PARKRUN KĘDZIERZYN-KOŹLE	(1) 0:26:08.55 / 9:26:13.55 (2) 0:23:39.75 / 9:49:53.30 (3) 0:23:41.46 / 10:13:34.76 (4) 0:23:49.95 / 10:37:24.71 (5) 0:24:09.68 / 11:01:34.39 (6) 0:24:42.36 / 11:26:16.75	3:21:34.03	+0:29:54.52









					(7) 0:24:55.10 / 11:51:11.85 (8) 0:26:16.64 / 12:17:28.49		
7	M4/7	 [75] TOMASZEK, Wojciech			(1) 0:26:09.41 / 9:26:14.41 (2) 0:23:40.98 / 9:49:55.39 (3) 0:23:40.71 / 10:13:36.10 (4) 0:23:56.65 / 10:37:32.75 (5) 0:24:18.54 / 11:01:51.29 (6) 0:25:01.01 / 11:26:52.30 (7) 0:26:43.28 / 11:53:35.58 (8) 0:28:41.48 / 12:22:17.06	3:26:34.59	+0:34:55.08
8	M4/8	 [51] KOJ, Daniel			(1) 0:24:53.66 / 9:24:58.66 (2) 0:22:59.15 / 9:47:57.81 (3) 0:23:21.22 / 10:11:19.03 (4) 0:23:56.58 / 10:35:15.61 (5) 0:24:50.78 / 11:00:06.39 (6) 0:25:54.79 / 11:26:01.18 (7) 0:28:10.77 / 11:54:11.95 (8) 0:30:35.30 / 12:24:47.25	3:29:00.40	+0:37:20.89
9	M4/9	 [71] STAROSTKA, Jacek	PARKRUN KĘDZIERZYN-KOŹLE		(1) 0:28:38.57 / 9:28:43.57 (2) 1:15:57.34 / 10:44:40.91 (3) 0:50:17.57 / 11:34:58.48 (4) 0:25:24.00 / 12:00:22.48 (5) 0:25:05.20 / 12:25:27.68	3:29:29.86	+0:37:50.35
10	M4/10	 [68] RYKALSKI, Damian	KB MCKIS JAWORZNO		(1) 0:26:44.23 / 9:26:49.23 (2) 0:24:00.97 / 9:50:50.20 (3) 0:24:11.44 / 10:15:01.64 (4) 0:24:28.23 / 10:39:29.87 (5) 0:24:51.46 / 11:04:21.33 (6) 0:25:50.35 / 11:30:11.68 (7) 0:28:40.31 / 11:58:51.99 (8) 0:26:35.41 / 12:25:27.40	3:29:31.14	+0:37:51.63
11	M4/11	 [48] HERBA, Grzegorz	KS GRYF KIETRZ		(1) 0:27:20.40 / 9:27:25.40 (2) 0:24:52.25 / 9:52:17.65 (3) 0:24:51.80 / 10:17:09.45 (4) 0:24:49.14 / 10:41:58.59 (5) 0:25:34.32 / 11:07:32.91 (6) 0:25:52.10 / 11:33:25.01 (7) 0:26:57.93 / 12:00:22.94 (8) 0:28:37.70 / 12:29:00.64	3:33:17.34	+0:41:37.83
12	M4/12	 [70] SPITZKI, Arnold	SĄSIEDZITEAM		(1) 0:29:36.32 / 9:29:41.32 (2) 0:26:44.20 / 9:56:25.52	3:34:38.91	+0:42:59.40

					(3) 0:25:49.38 / 10:22:14.90 (4) 0:25:17.70 / 10:47:32.60 (5) 0:25:11.87 / 11:12:44.47 (6) 0:25:29.99 / 11:38:14.46 (7) 0:26:23.23 / 12:04:37.69 (8) 0:25:53.69 / 12:30:31.38		
13	M4/13	 [49] KHAN, David			(1) 0:28:32.35 / 9:28:37.35 (2) 0:25:40.61 / 9:54:17.96 (3) 0:25:50.35 / 10:20:08.31 (4) 0:26:07.21 / 10:46:15.52 (5) 0:26:24.54 / 11:12:40.06 (6) 0:26:21.60 / 11:39:01.66 (7) 0:27:06.66 / 12:06:08.32 (8) 0:27:23.13 / 12:33:31.45	3:37:34.58	+0:45:55.07
14	M4/14	 [43] CZERNEK, Darek	SĄSIEDZITEM		(1) 0:27:54.86 / 9:27:59.86 (2) 0:25:44.31 / 9:53:44.17 (3) 0:25:31.58 / 10:19:15.75 (4) 0:25:26.76 / 10:44:42.51 (5) 0:25:52.18 / 11:10:34.69 (6) 0:26:22.57 / 11:36:57.26 (7) 0:27:39.87 / 12:04:37.13 (8) 0:28:43.85 / 12:33:20.98	3:37:38.75	+0:45:59.24
15	M4/15	 [40] BABULA, Sebastian	PGE ELEKTROWNIA TURÓW		(1) 0:29:29.86 / 9:29:34.86 (2) 0:26:50.68 / 9:56:25.54 (3) 0:26:37.54 / 10:23:03.08 (4) 0:26:23.52 / 10:49:26.60 (5) 0:26:29.11 / 11:15:55.71 (6) 0:26:54.00 / 11:42:49.71 (7) 0:27:56.76 / 12:10:46.47 (8) 0:28:13.98 / 12:39:00.45	3:43:08.63	+0:51:29.12
16	M4/16	 [67] ROSOLIŃSKI, Jarosław			(1) 0:30:23.75 / 9:30:28.75 (2) 0:26:54.67 / 9:57:23.42 (3) 0:27:13.79 / 10:24:37.21 (4) 0:27:07.92 / 10:51:45.13 (5) 0:27:23.23 / 11:19:08.36 (6) 0:27:40.07 / 11:46:48.43 (7) 0:28:35.86 / 12:15:24.29 (8) 0:27:26.91 / 12:42:51.20	3:47:00.53	+0:55:21.02
17	M4/17	 [63] OLSZOWSKI, Sebastian			(1) 0:31:25.25 / 9:31:30.25 (2) 0:28:12.10 / 9:59:42.35 (3) 0:28:08.50 / 10:27:50.85	3:47:12.65	+0:55:33.14





					(4) 0:27:48.17 / 10:55:39.02 (5) 0:26:59.53 / 11:22:38.55 (6) 0:27:03.03 / 11:49:41.58 (7) 0:27:40.45 / 12:17:22.03 (8) 0:25:50.69 / 12:43:12.72		
18	M4/18	 [66]	RADOMSKI, Grzegorz		(1) 0:29:31.23 / 9:29:36.23 (2) 0:26:51.31 / 9:56:27.54 (3) 0:26:36.94 / 10:23:04.48 (4) 0:26:23.09 / 10:49:27.57 (5) 0:26:29.25 / 11:15:56.82 (6) 0:28:59.64 / 11:44:56.46 (7) 0:32:03.03 / 12:16:59.49 (8) 0:32:21.60 / 12:49:21.09	3:53:38.94	+1:01:59.43
19	M4/19	 [54]	LEPICH, Tomasz	SĄSIEDZITEAM	(1) 0:30:08.38 / 9:30:13.38 (2) 0:26:29.69 / 9:56:43.07 (3) 0:26:28.88 / 10:23:11.95 (4) 0:27:32.03 / 10:50:43.98 (5) 0:27:51.38 / 11:18:35.36 (6) 0:29:23.97 / 11:47:59.33 (7) 0:32:53.59 / 12:20:52.92 (8) 0:31:59.41 / 12:52:52.33	3:57:18.07	+1:05:38.56
20	M4/20	 [73]	SZWEBLIK, Krzysztof		(1) 0:29:32.12 / 9:29:37.12 (2) 0:26:49.28 / 9:56:26.40 (3) 0:27:15.07 / 10:23:41.47 (4) 0:28:06.51 / 10:51:47.98 (5) 0:30:24.37 / 11:22:12.35 (6) 0:30:04.13 / 11:52:16.48 (7) 0:31:40.62 / 12:23:57.10 (8) 0:31:00.43 / 12:54:57.53	3:59:04.49	+1:07:24.98
21	M4/21	 [124]	TOKARCZYK, Piotr	PARKRUN KĘDZIERZYN-KOŹLE	(1) 0:29:30.19 / 9:29:35.19 (2) 0:26:50.80 / 9:56:25.99 (3) 0:26:37.58 / 10:23:03.57 (4) 0:26:23.77 / 10:49:27.34 (5) 0:28:50.44 / 11:18:17.78 (6) 0:33:13.17 / 11:51:30.95 (7) 0:32:41.17 / 12:24:12.12 (8) 0:32:59.60 / 12:57:11.72	4:01:45.50	+1:10:05.99
22	M4/22	 [47]	GRUSZKA, Zbigniew	ZAWISZA STARA KUŹNIA	(1) 0:31:05.62 / 9:31:10.62 (2) 0:28:26.01 / 9:59:36.63 (3) 0:28:14.64 / 10:27:51.27 (4) 0:28:25.38 / 10:56:16.65	4:07:18.08	+1:15:38.57






					(5) 0:28:59.23 / 11:25:15.88 (6) 0:30:25.50 / 11:55:41.38 (7) 0:33:18.20 / 12:28:59.58 (8) 0:34:08.16 / 13:03:07.74		
23	M4/23	 [64] PAJAŁ, Grzegorz		PARKRUN KĘDZIERZYN-KOŹLE	(1) 0:35:51.85 / 9:35:56.85 (2) 0:31:16.59 / 10:07:13.44 (3) 0:30:22.95 / 10:37:36.39 (4) 0:30:17.39 / 11:07:53.78 (5) 0:30:35.13 / 11:38:28.91 (6) 0:30:46.71 / 12:09:15.62 (7) 0:30:58.87 / 12:40:14.49 (8) 0:30:59.21 / 13:11:13.70	4:15:41.38	+1:24:01.87
24	M4/24	 [76] WCISEŁ, Paweł		NAPALONE DZIKI	(1) 0:29:45.64 / 9:29:50.64 (2) 0:26:57.68 / 9:56:48.32 (3) 0:27:12.37 / 10:24:00.69 (4) 0:27:16.95 / 10:51:17.64 (5) 0:29:01.92 / 11:20:19.56 (6) 0:30:59.35 / 11:51:18.91 (7) 0:40:22.09 / 12:31:41.00 (8) 0:41:06.69 / 13:12:47.69	4:17:34.82	+1:25:55.31
25	M4/25	 [53] LENCZEWSKI, Michał		NAPALONE DZIKI	(1) 0:32:37.67 / 9:32:42.67 (2) 0:28:39.78 / 10:01:22.45 (3) 0:29:13.53 / 10:30:35.98 (4) 0:28:49.01 / 10:59:24.99 (5) 0:29:35.76 / 11:29:00.75 (6) 0:33:20.80 / 12:02:21.55 (7) 0:34:52.03 / 12:37:13.58 (8) 0:36:56.16 / 13:14:09.74	4:18:53.50	+1:27:13.99
26	M4/26	 [74] TOŁŁOCZKO, Arkadiusz		KB HARCOWNIK JELCZ-LASKOWICE	(1) 0:32:23.29 / 9:32:28.29 (2) 0:29:21.88 / 10:01:50.17 (3) 0:29:24.10 / 10:31:14.27 (4) 0:29:43.98 / 11:00:58.25 (5) 0:31:48.85 / 11:32:47.10 (6) 1:13:49.73 / 12:46:36.83 (7) 0:37:19.39 / 13:23:56.22	4:28:27.60	+1:36:48.09
27	M4/27	 [59] MUCHA, Marcin			(1) 0:34:51.32 / 9:34:56.32 (2) 0:33:06.49 / 10:08:02.81 (3) 0:33:37.43 / 10:41:40.24 (4) 0:33:08.70 / 11:14:48.94 (5) 0:35:22.57 / 11:50:11.51 (6) 0:36:59.61 / 12:27:11.12	4:48:43.48	+1:57:03.97

					(7) 0:38:05.42 / 13:05:16.54 (8) 0:39:01.82 / 13:44:18.36		
28	M4/28	 [50]	KLUGE, Damian		(1) 0:33:43.59 / 9:33:48.59 (2) 0:30:55.92 / 10:04:44.51 (3) 0:32:11.69 / 10:36:56.20 (4) 0:33:03.75 / 11:09:59.95 (5) 0:34:00.22 / 11:44:00.17 (6) 0:42:39.37 / 12:26:39.54 (7) 0:35:18.07 / 13:01:57.61 (8) 0:42:34.96 / 13:44:32.57	4:48:56.94	+1:57:17.43
29	M4/29	 [62]	OLSZEWSKI, Wojciech	WŁÓCZNO TEAM	(1) 0:37:26.38 / 9:37:31.38 (2) 0:32:41.68 / 10:10:13.06 (3) 0:33:38.91 / 10:43:51.97 (4) 0:33:34.11 / 11:17:26.08 (5) 0:34:30.73 / 11:51:56.81 (6) 0:39:57.08 / 12:31:53.89 (7) 0:39:20.93 / 13:11:14.82 (8) 0:38:47.35 / 13:50:02.17	4:54:19.34	+2:02:39.83
30	M4/30	 [39]	ANTKOWICZ, Marcin	PROZAK TEAMS NYSA	(1) 0:36:34.89 / 9:36:39.89 (2) 0:33:27.29 / 10:10:07.18 (3) 0:34:07.26 / 10:44:14.44 (4) 0:33:29.15 / 11:17:43.59 (5) 0:34:15.45 / 11:51:59.04 (6) 0:37:22.38 / 12:29:21.42 (7) 0:40:18.20 / 13:09:39.62 (8) 0:44:53.23 / 13:54:32.85	4:59:09.06	+2:07:29.55
31	M4/31	 [55]	ŁĄCZYŃSKI, Andrzej	TRUCHTAM... TUPTAM... PEŁZNE...	(1) 0:39:14.17 / 9:39:19.17 (2) 0:35:45.67 / 10:15:04.84 (3) 0:36:28.45 / 10:51:33.29 (4) 0:38:08.29 / 11:29:41.58 (5) 0:43:18.15 / 12:12:59.73 (6) 0:44:20.74 / 12:57:20.47 (7) 0:46:10.99 / 13:43:31.46 (8) 0:48:28.23 / 14:31:59.69	5:36:23.95	+2:44:44.44
	M4/	 [69]	SIEDLACZEK, Tomasz		(1) 0:23:28.32 / 9:23:33.32 (2) 0:21:23.37 / 9:44:56.69 (3) 0:21:14.18 / 10:06:10.87 (4) 0:21:23.73 / 10:27:34.60 (5) 0:22:03.55 / 10:49:38.15 (6) 0:23:03.68 / 11:12:41.83	DNF	

M4/	 [72]	SYDOR, Radosław	KIEDY SIĘ ZMĘCZYSZ? JUTRO!	(1) 0:29:51.61 / 9:29:56.61 (2) 0:27:25.89 / 9:57:22.50	DNF
M4/	 [52]	KUCHARCZYK, Karol	OD K DO K		DNS
M4/	 [41]	BANASZKIEWICZ, Tomasz	PARKRUN KĘDZIERZYN-KOŹLE		DNS
M4/	 [42]	BOGACZ, Radosław			DNS
M4/	 [44]	FRANCZAK, Mariusz	DTR BIEGA MARIO TEAM		DNS
M4/	 [45]	GABAŁA, Michał	W POGONI ZA DUCHEM		DNS
M4/	 [46]	GAWĘŁ, Piotr			DNS
M4/	 [60]	NOWAK, Krzysztof			DNS

Kategoria - M5

Poz.	Kat./Poz.	[Nr]Nazwisko, imię	Klub	PK	Czas	Strata
1	M5/1	 [83] JAJUGA, Arkadiusz	ANTONTEAM	(1) 0:23:14.02 / 9:23:19.02 (2) 0:21:02.55 / 9:44:21.57 (3) 0:20:38.45 / 10:05:00.02 (4) 0:20:54.82 / 10:25:54.84 (5) 0:20:56.33 / 10:46:51.17 (6) 0:20:57.24 / 11:07:48.41 (7) 0:21:11.71 / 11:29:00.12 (8) 0:21:43.48 / 11:50:43.60	2:54:41.47	+0:00:00.00
2	M5/2	 [95] SZYMURA, Grzegorz		(1) 0:24:27.91 / 9:24:32.91 (2) 0:22:43.31 / 9:47:16.22 (3) 0:22:39.03 / 10:09:55.25 (4) 0:22:20.24 / 10:32:15.49 (5) 0:22:16.00 / 10:54:31.49 (6) 0:22:10.46 / 11:16:41.95 (7) 0:22:59.34 / 11:39:41.29 (8) 0:23:36.69 / 12:03:17.98	3:07:23.67	+0:12:42.20
3	M5/3	 [96] TROSCZYŃSKI, Wojciech		(1) 0:25:13.56 / 9:25:18.56 (2) 0:22:13.75 / 9:47:32.31 (3) 0:22:22.81 / 10:09:55.12 (4) 0:22:21.50 / 10:32:16.62 (5) 0:22:24.36 / 10:54:40.98 (6) 0:23:23.38 / 11:18:04.36 (7) 0:24:27.89 / 11:42:32.25 (8) 0:25:03.43 / 12:07:35.68	3:11:44.67	+0:17:03.20
4	M5/4	 [91] PARZONKA, Sylwester	KS GEPARD KĘPNO	(1) 0:24:51.97 / 9:24:56.97 (2) 0:22:41.63 / 9:47:38.60	3:15:27.44	+0:20:45.97

					(3) 0:22:49.13 / 10:10:27.73 (4) 0:23:14.08 / 10:33:41.81 (5) 0:23:22.05 / 10:57:03.86 (6) 0:23:41.03 / 11:20:44.89 (7) 0:24:30.95 / 11:45:15.84 (8) 0:25:59.18 / 12:11:15.02		
5	M5/5	 [92] POGODA, Janusz	PKP INTERCITY		(1) 0:26:38.79 / 9:26:43.79 (2) 0:23:56.64 / 9:50:40.43 (3) 0:23:31.00 / 10:14:11.43 (4) 0:23:18.15 / 10:37:29.58 (5) 0:24:03.88 / 11:01:33.46 (6) 0:24:25.69 / 11:25:59.15 (7) 0:24:58.58 / 11:50:57.73 (8) 0:28:12.24 / 12:19:09.97	3:23:27.16	+0:28:45.69
6	M5/6	 [87] KROCZEK, Andrzej			(1) 0:26:09.12 / 9:26:14.12 (2) 0:23:39.60 / 9:49:53.72 (3) 0:23:41.48 / 10:13:35.20 (4) 0:23:50.23 / 10:37:25.43 (5) 0:24:20.69 / 11:01:46.12 (6) 0:25:44.51 / 11:27:30.63 (7) 0:27:12.75 / 11:54:43.38 (8) 0:26:50.81 / 12:21:34.19	3:25:57.52	+0:31:16.05
7	M5/7	 [98] ZIELIŃSKI, Marcin	PGE ELEKTROWNIA OPOLE		(1) 0:26:41.99 / 9:26:46.99 (2) 0:24:50.69 / 9:51:37.68 (3) 0:25:16.19 / 10:16:53.87 (4) 0:25:55.47 / 10:42:49.34 (5) 0:26:09.56 / 11:08:58.90 (6) 0:25:52.54 / 11:34:51.44 (7) 0:25:50.47 / 12:00:41.91 (8) 0:25:57.97 / 12:26:39.88	3:30:52.74	+0:36:11.27
8	M5/8	 [88] KUBIAK, Maciej	REKU RUN		(1) 0:26:42.71 / 9:26:47.71 (2) 0:24:06.89 / 9:50:54.60 (3) 0:24:25.43 / 10:15:20.03 (4) 0:25:17.71 / 10:40:37.74 (5) 0:25:29.97 / 11:06:07.71 (6) 0:28:42.72 / 11:34:50.43 (7) 0:32:31.30 / 12:07:21.73 (8) 0:29:36.96 / 12:36:58.69	3:41:15.67	+0:46:34.20
9	M5/9	 [90] MIŁOSZEWSKI, Przemysław	PGE ELEKTROWNIA TURÓW		(1) 0:29:29.93 / 9:29:34.93 (2) 0:26:50.55 / 9:56:25.48 (3) 0:26:37.78 / 10:23:03.26	3:43:05.43	+0:48:23.96

					(4) 0:26:23.43 / 10:49:26.69 (5) 0:26:28.80 / 11:15:55.49 (6) 0:26:54.15 / 11:42:49.64 (7) 0:27:56.67 / 12:10:46.31 (8) 0:28:13.88 / 12:39:00.19		
10	M5/10	 [123] WIENER, Robert	MULTIFIT		(1) 0:30:47.79 / 9:30:52.79 (2) 0:27:14.80 / 9:58:07.59 (3) 0:27:16.57 / 10:25:24.16 (4) 0:27:32.19 / 10:52:56.35 (5) 0:27:29.78 / 11:20:26.13 (6) 0:28:09.36 / 11:48:35.49 (7) 0:28:14.52 / 12:16:50.01 (8) 0:26:20.64 / 12:43:10.65	3:47:12.36	+0:52:30.89
11	M5/11	 [97] WALIGÓRSKI, Robert	PARKRUN KĘDZIERZYN-KOŹLE		(1) 0:28:27.19 / 9:28:32.19 (2) 0:24:48.95 / 9:53:21.14 (3) 0:25:40.55 / 10:19:01.69 (4) 0:25:58.54 / 10:45:00.23 (5) 0:27:28.38 / 11:12:28.61 (6) 0:31:17.27 / 11:43:45.88 (7) 0:33:23.52 / 12:17:09.40 (8) 0:33:30.27 / 12:50:39.67	3:55:15.56	+1:00:34.09
12	M5/12	 [80] BUDZIŃSKI, Krzysztof	PGE ELEKTROWNIA OPOLE		(1) 0:32:21.45 / 9:32:26.45 (2) 0:29:03.74 / 10:01:30.19 (3) 0:28:42.85 / 10:30:13.04 (4) 0:28:32.93 / 10:58:45.97 (5) 0:28:33.47 / 11:27:19.44 (6) 0:28:51.80 / 11:56:11.24 (7) 0:29:14.80 / 12:25:26.04 (8) 0:29:30.23 / 12:54:56.27	3:59:04.88	+1:04:23.41
13	M5/13	 [84] KLEBACH, Marek	@MARORUNNER		(1) 0:59:58.21 / 10:00:03.21 (2) 0:28:32.04 / 10:28:35.25 (3) 0:28:56.02 / 10:57:31.27 (4) 0:29:50.74 / 11:27:22.01 (5) 0:31:11.04 / 11:58:33.05 (6) 0:32:34.09 / 12:31:07.14 (7) 0:32:51.42 / 13:03:58.56	4:08:26.69	+1:13:45.22
14	M5/14	 [82] GULBA, Stanisław	FENIX JEMIELNICA		(1) 0:32:13.28 / 9:32:18.28 (2) 0:29:12.81 / 10:01:31.09 (3) 0:29:55.14 / 10:31:26.23 (4) 0:31:20.30 / 11:02:46.53 (5) 0:33:19.05 / 11:36:05.58	4:32:22.11	+1:37:40.64

					(6) 0:34:51.10 / 12:10:56.68 (7) 0:38:19.14 / 12:49:15.82 (8) 0:38:29.71 / 13:27:45.53		
15	M5/15	 [78]	ANTKOWICZ, Jacek		(1) 0:36:34.81 / 9:36:39.81 (2) 0:33:27.42 / 10:10:07.23 (3) 0:34:07.10 / 10:44:14.33 (4) 0:33:29.32 / 11:17:43.65 (5) 0:34:15.32 / 11:51:58.97 (6) 0:37:22.47 / 12:29:21.44 (7) 0:40:17.95 / 13:09:39.39 (8) 0:44:55.16 / 13:54:34.55	4:59:10.61	+2:04:29.14
	M5/	 [79]	BORN, Marcin	OSP KŁODNICA	(1) 0:37:12.73 / 9:37:17.73		DNF
	M5/	 [85]	KOSMATY, Mariusz	ANTONTEAM	(1) 0:26:40.74 / 9:26:45.74 (2) 0:24:02.26 / 9:50:48.00 (3) 0:24:13.24 / 10:15:01.24 (4) 0:24:42.67 / 10:39:43.91 (5) 0:26:38.56 / 11:06:22.47 (6) 0:30:25.96 / 11:36:48.43		DNF
	M5/	 [94]	SZOSTAKOWSKI, Jarosław	BIEGAM DOBRZE DLA FUNDACJI SYNAPSIS			DNS
	M5/	 [93]	SNOCH, Ryszard				DNS
	M5/	 [89]	MALINOWSKI, Krzysztof	BEZ SPINY			DNS
	M5/	 [86]	KOWALCZYK, Piotr Artur				DNS

Kategoria - M6


Poz.	Kat./Poz.	[Nr]Nazwisko, imię	Klub	PK	Czas	Strata	
1	M6/1	 [104]	PRZEWOŹNIK, Marek	ZADYSZKA OŚWIĘCIM	(1) 0:24:37.54 / 9:24:42.54 (2) 0:22:40.15 / 9:47:22.69 (3) 0:22:56.96 / 10:10:19.65 (4) 0:23:22.04 / 10:33:41.69 (5) 0:23:22.11 / 10:57:03.80 (6) 0:23:41.84 / 11:20:45.64 (7) 0:24:29.37 / 11:45:15.01 (8) 0:25:04.15 / 12:10:19.16	3:14:21.12	+0:00:00.00
2	M6/2	 [105]	SZPAK, Damian	BIEGOWE ŚRODY TP20	(1) 0:26:42.45 / 9:26:47.45 (2) 0:24:03.94 / 9:50:51.39 (3) 0:24:10.71 / 10:15:02.10 (4) 0:24:37.81 / 10:39:39.91 (5) 0:25:22.45 / 11:05:02.36	3:30:00.32	+0:15:39.20

					(6) 0:25:59.76 / 11:31:02.12 (7) 0:26:44.65 / 11:57:46.77 (8) 0:27:56.89 / 12:25:43.66		
3	M6/3	 [102] MALINOWSKI, Leszek			(1) 0:30:40.57 / 9:30:45.57 (2) 0:27:22.01 / 9:58:07.58 (3) 0:27:16.69 / 10:25:24.27 (4) 0:27:32.21 / 10:52:56.48 (5) 0:27:29.59 / 11:20:26.07 (6) 0:28:09.92 / 11:48:35.99 (7) 0:28:14.56 / 12:16:50.55 (8) 0:28:59.68 / 12:45:50.23	3:50:07.59	+0:35:46.47
4	M6/4	 [101] LASKOWSKI, Piotr	OPOLE BIEGA+60		(1) 0:32:22.93 / 9:32:27.93 (2) 0:29:21.82 / 10:01:49.75 (3) 0:29:03.49 / 10:30:53.24 (4) 0:28:51.89 / 10:59:45.13 (5) 0:31:32.30 / 11:31:17.43 (6) 0:28:40.75 / 11:59:58.18 (7) 0:29:17.99 / 12:29:16.17 (8) 0:28:48.15 / 12:58:04.32	4:02:15.21	+0:47:54.09
5	M6/5	 [99] IGRAS, Mieczysław			(1) 0:33:02.78 / 9:33:07.78 (2) 0:29:05.73 / 10:02:13.51 (3) 0:29:27.26 / 10:31:40.77 (4) 0:30:32.63 / 11:02:13.40 (5) 0:31:42.97 / 11:33:56.37 (6) 0:34:36.09 / 12:08:32.46 (7) 0:35:27.80 / 12:44:00.26 (8) 1:10:33.25 / 13:54:33.51	4:33:55.00	+1:19:33.88
6	M6/6	 [103] PELC, Czesław	PĘDZIWIATR GLIWICE		(1) 0:37:23.82 / 9:37:28.82 (2) 0:33:26.53 / 10:10:55.35 (3) 0:33:52.26 / 10:44:47.61 (4) 0:34:09.90 / 11:18:57.51 (5) 0:35:24.95 / 11:54:22.46 (6) 0:38:59.13 / 12:33:21.59 (7) 0:41:03.98 / 13:14:25.57 (8) 0:45:49.51 / 14:00:15.08	5:04:58.61	+1:50:37.49
7	M6/7	 [120] BANASIK, Wiesław	DYCZUŚ TEAM		(1) 0:43:43.53 / 9:43:48.53 (2) 0:37:36.84 / 10:21:25.37 (3) 0:41:11.21 / 11:02:36.58 (4) 0:42:41.77 / 11:45:18.35 (5) 0:43:24.29 / 12:28:42.64 (6) 0:44:25.56 / 13:13:08.20	5:38:51.67	+2:24:30.55

(7) 0:47:26.71 / 14:00:34.91



(8) 0:33:31.02 / 14:34:05.93

M6/



 [100] KOCIUBIŃSKI, Andrzej

DNS

Kategoria - M7




Poz.	Kat./Poz.	[Nr]Nazwisko, imię	Klub	PK	Czas	Strata
1	M7/1	 [122] LISEK, Józef	Gmina Strzelce Opolskie	(1) 0:33:42.74 / 9:33:47.74 (2) 0:30:56.53 / 10:04:44.27 (3) 0:32:11.74 / 10:36:56.01 (4) 0:33:04.39 / 11:10:00.40 (5) 0:33:40.40 / 11:43:40.80 (6) 0:36:31.64 / 12:20:12.44 (7) 0:41:36.50 / 13:01:48.94 (8) 0:41:09.27 / 13:42:58.21	4:47:41.46	+0:00:00.00
2	M7/2	 [106] WOŚKO, Jan	SĄSIEDZITEAM	(1) 0:42:00.19 / 9:42:05.19 (2) 0:39:20.50 / 10:21:25.69 (3) 0:41:10.52 / 11:02:36.21 (4) 0:42:42.30 / 11:45:18.51 (5) 0:43:24.04 / 12:28:42.55 (6) 0:44:25.43 / 13:13:07.98 (7) 0:47:26.24 / 14:00:34.22 (8) 0:33:33.05 / 14:34:07.27	5:38:51.06	+0:51:09.60

Kategoria - OPEN_K

Poz.	Kat./Poz.	[Nr]Nazwisko, imię	Klub	PK	Czas	Strata
1	OPEN_K/1	 [117] SMITH, Kelli		(1) 0:25:02.48 / 9:25:07.48 (2) 0:22:23.14 / 9:47:30.62 (3) 0:22:25.82 / 10:09:56.44 (4) 0:22:19.92 / 10:32:16.36 (5) 0:22:15.12 / 10:54:31.48 (6) 0:22:10.30 / 11:16:41.78 (7) 0:22:11.08 / 11:38:52.86 (8) 0:21:08.80 / 12:00:01.66	3:03:59.73	+0:00:00.00
2	OPEN_K/2	 [110] NIWIŃSKA, Aleksandra	LKS OLYMP BŁONIE	(1) 0:23:36.38 / 9:23:41.38 (2) 0:21:41.17 / 9:45:22.55 (3) 0:22:10.45 / 10:07:33.00 (4) 0:22:16.49 / 10:29:49.49 (5) 0:22:19.17 / 10:52:08.66	3:07:14.81	+0:03:15.08

					(6) 0:22:39.39 / 11:14:48.05 (7) 0:23:06.66 / 11:37:54.71 (8) 0:24:56.98 / 12:02:51.69		
3	OPEN_K/3	 [107] GIET, Magdalena			(1) 0:25:52.81 / 9:25:57.81 (2) 0:23:32.72 / 9:49:30.53 (3) 0:23:41.80 / 10:13:12.33 (4) 0:23:11.61 / 10:36:23.94 (5) 0:23:08.12 / 10:59:32.06 (6) 0:24:12.24 / 11:23:44.30 (7) 0:24:51.48 / 11:48:35.78 (8) 0:25:58.07 / 12:14:33.85	3:18:46.82	+0:14:47.09

Kategoria - OPEN_M

Poz.	Kat./Poz.	[Nr]Nazwisko, imię	Klub	PK	Czas	Strata
1	OPEN_M/1	 [121] BAŁ, Michał	CZARNECKI RUN TEAM	(1) 0:19:11.80 / 9:19:16.80 (2) 0:17:52.55 / 9:37:09.35 (3) 0:17:42.63 / 9:54:51.98 (4) 0:18:01.57 / 10:12:53.55 (5) 0:18:09.07 / 10:31:02.62 (6) 0:18:09.13 / 10:49:11.75 (7) 0:18:08.82 / 11:07:20.57 (8) 0:17:56.50 / 11:25:17.07	2:28:58.86	+0:00:00.00
2	OPEN_M/2	 [23] KOKOT, Daniel	RAJSPORT ACTIVE	(1) 0:19:11.74 / 9:19:16.74 (2) 0:17:52.07 / 9:37:08.81 (3) 0:17:49.72 / 9:54:58.53 (4) 0:18:25.53 / 10:13:24.06 (5) 0:18:51.71 / 10:32:15.77 (6) 0:18:57.22 / 10:51:12.99 (7) 0:19:19.87 / 11:10:32.86 (8) 0:19:45.62 / 11:30:18.48	2:34:13.09	+0:05:14.23
3	OPEN_M/3	 [57] MACIOROWSKI, Grzegorz	PGE ELEKTROWNIA TURÓW	(1) 0:21:37.10 / 9:21:42.10 (2) 0:19:39.23 / 9:41:21.33 (3) 0:19:42.11 / 10:01:03.44 (4) 0:19:37.62 / 10:20:41.06 (5) 0:19:46.67 / 10:40:27.73 (6) 0:19:36.31 / 11:00:04.04 (7) 0:19:45.07 / 11:19:49.11 (8) 0:19:20.56 / 11:39:09.67	2:43:01.47	+0:14:02.61

